

How do I deactivate my mobile authentication?

You may need to deactivate mobile device authentication in one of the following scenarios:

- You wish to stop using mobile authentication (only if you have a Security device), or
- You have lost your mobile authentication enabled device (whether you have a Security Device or not), or
- You have changed your mobile device and need to enable mobile authentication on the new device (whether you have a Security Device or not)

You can easily complete this process by following the steps listed below:

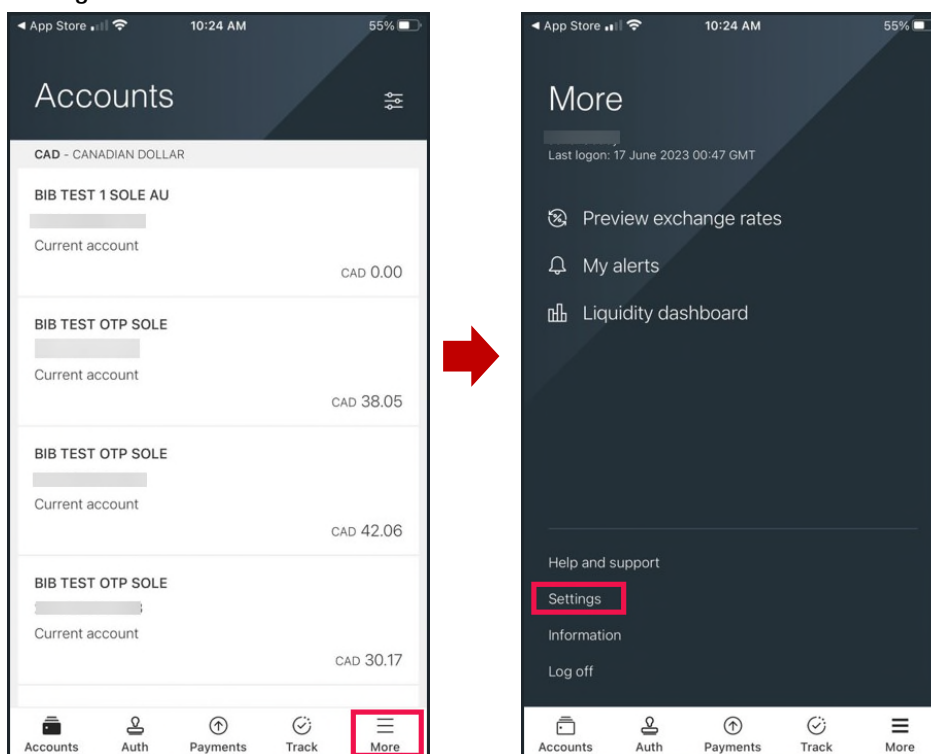
Stop using mobile authentication on your existing device (only if you have a Security Device)

If you have been assigned a Security Device by your System Administrator, you can choose to stop using mobile device authentication by deactivating mobile authentication on your existing device.

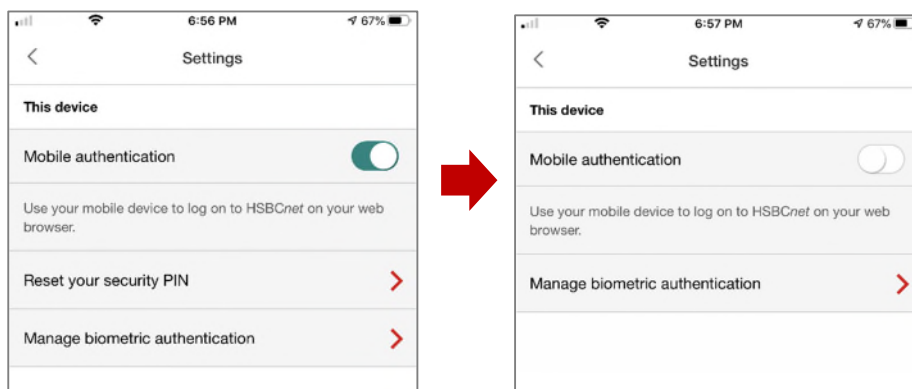
You can do so by simply logging on to your current device, accessing the settings menu in the **More** link of the HSBCnet Mobile app, and toggle off **Mobile authentication** to disable this device.

Note: In the future, you can only use your Security Device for authentication purposes.

Settings link on the More screen



Disable mobile authentication on your current device



Lost your mobile authentication enabled device or changed to a new mobile device (if you don't have a Security Device)

Complete the following steps if you don't have a Security Device.

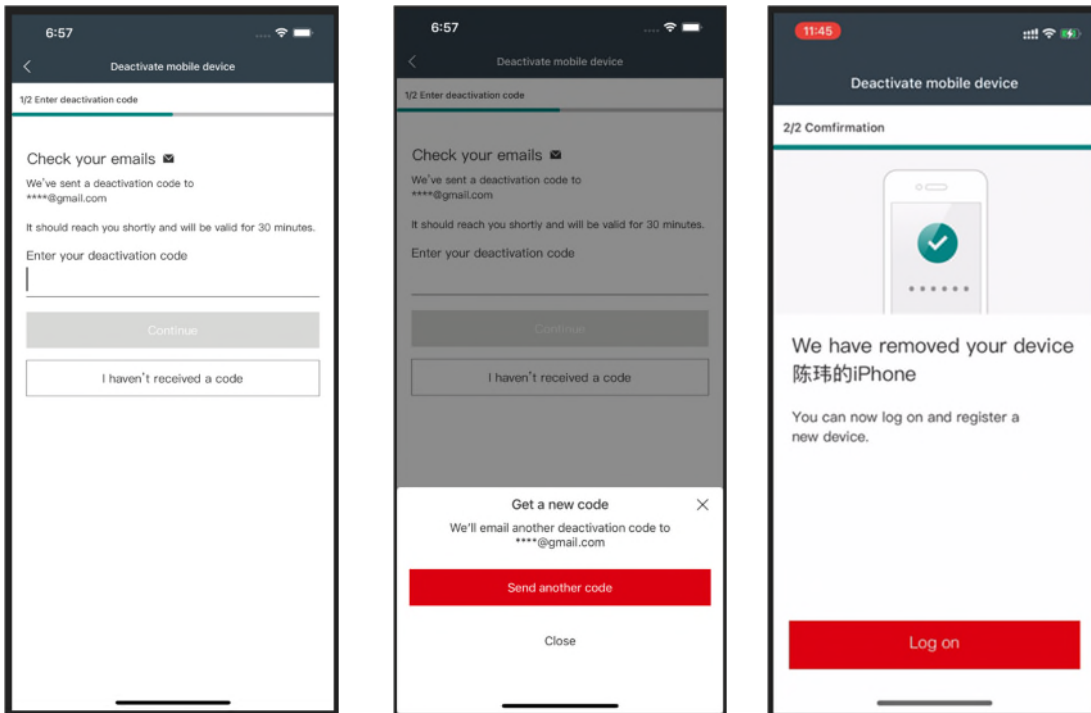
1. Download the HSBCnet Mobile app in the new device from the Apple or Google Store and open it.
2. Log on to the HSBCnet Mobile app and select the **Lost or changed your mobile device?** link.

Log on screen without Security Device



3. A message appears instructing you to check your registered email where a deactivation code has been sent. Enter this code on that screen and choose **Continue**.
4. An acknowledgement confirms your device has been deactivated.

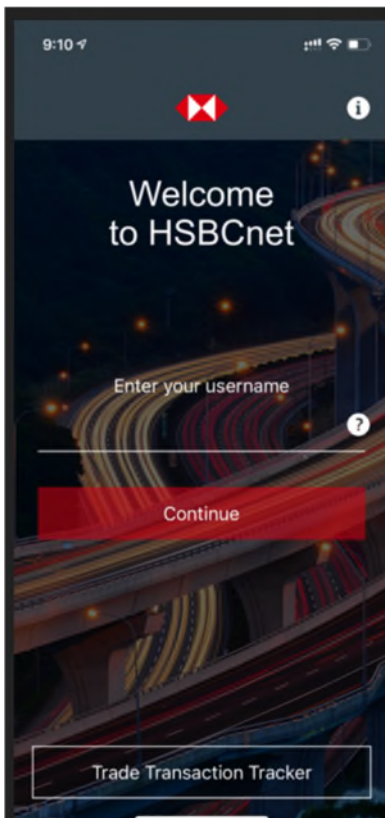
Deactivation screens



5. You can now log on and register the new device. Refer to the following guide for step-by-step instructions.

[How do I activate mobile device authentication for HSBCnet without a security device?](#)

HSBCnet Mobile Welcome screen

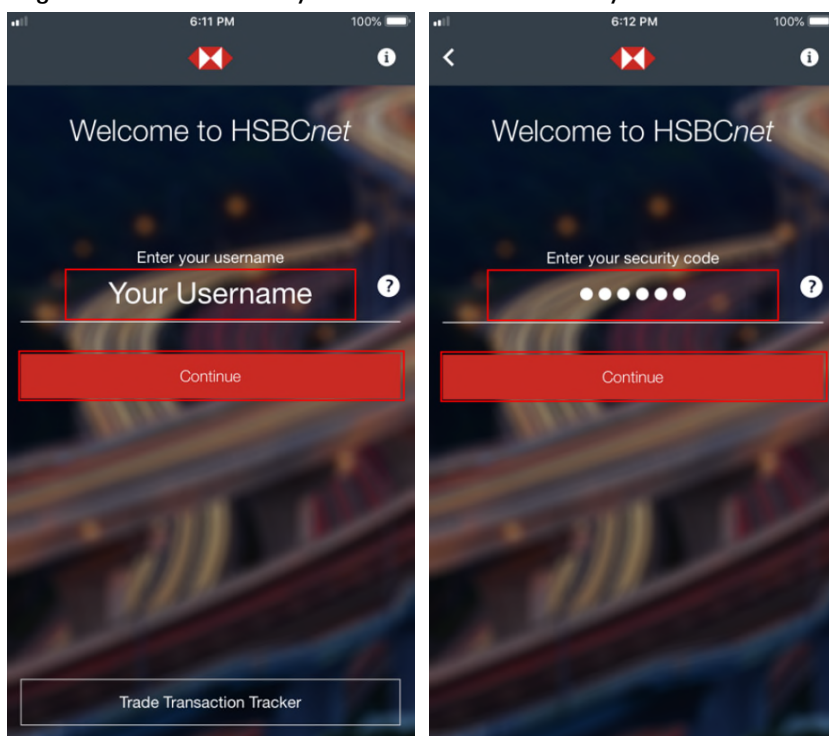


Lost your mobile authentication enabled device or changed to a new mobile device (if you have a Security Device)

Complete the following steps if you have a Security Device.

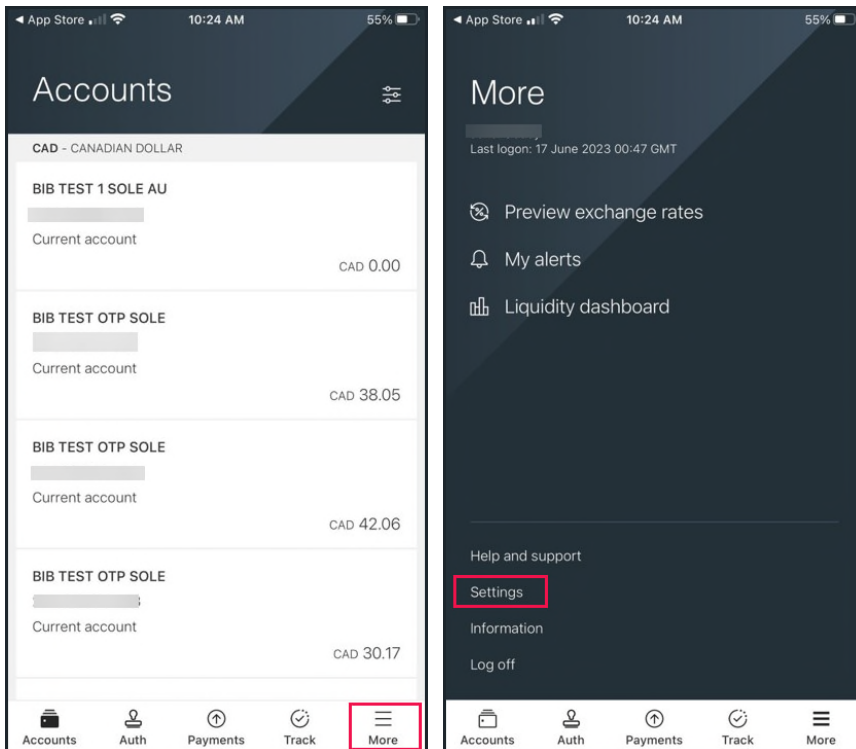
1. Download the HSBCnet Mobile app in the new device from the Apple or Google Store and open it.
2. Log on to the HSBCnet Mobile app and enter your username and security code.

Log on to HSBCnet with your Username and security code



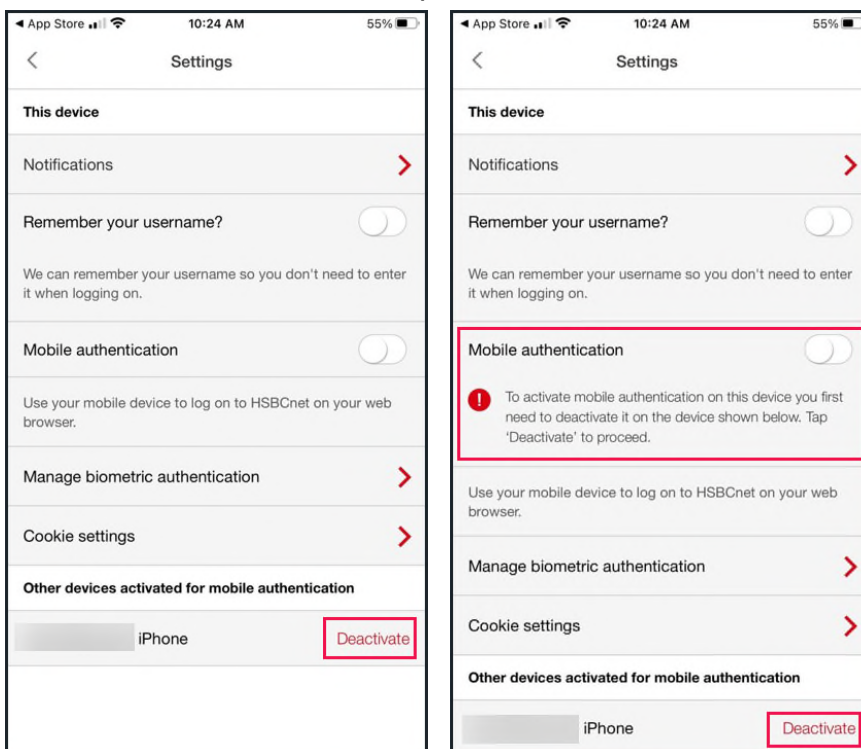
3. From the home page, select **More** to access additional options on a new screen. Next, choose **Settings** from the menu.

Settings link on the More screen



- 4. On the Settings screen, the name of your existing, other device is listed under 'Other devices activated for mobile authentication'. Select **Deactivate**.
Note: if you skip this step, a message appears notifying you that you first need to deactivate mobile authentication on your previous device before activating it on this, new device.

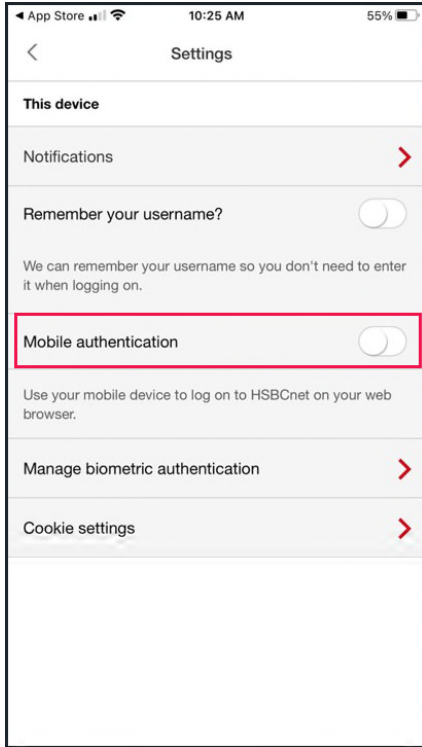
Disable mobile authentication from previous mobile device



5. You can now activate mobile authentication for the new device. Refer to the following guide for step-by-step instructions.

[How do I activate mobile device authentication for HSBCnet with a security device?](#)

Mobile authentication is available to activate for new device



Download the HSBCnet Mobile app

If you don't have the HSBCnet app on your mobile phone, you can download it from the Apple App Store or Google PlayTM.



Scan one of the QR codes above to quickly download the app. Alternatively, open the App Store or Google Play on your mobile device and search 'HSBCnet'.

Apple is a trademark of Apple Inc. registered in the US and other countries/territories. App Store is a service mark of Apple Inc.

Google Play is a trademark of Google LLC.

Disclaimer

This user guide is prepared by HSBC Bank plc ("HSBC") for issuance by it or another member of the HSBC Group, which comprises HSBC Holdings plc and its subsidiaries ("HSBC Group"). The user guide is prepared for use by the relevant issuing HSBC Group member to provide the recipient with guidance in relation to the use of the HSBC Group's products and services referred to in it. It is not intended to constitute an offer of finance or other services, nor does it constitute accounting, investment, legal or tax advice, nor advice in relation to the suitability of the HSBC Group's products or services for the recipient's intended business purposes or activities. The recipient should not rely upon the contents of the user guide and must obtain its own advice in this regard. This user guide should be read in its entirety together with all other relevant terms, guidance and information made available to the recipient in connection with the products and services to which it relates. The HSBC Group does not warrant that the user guide nor any information contained in it is complete or accurate, including any material sourced from a third party and reproduced in the user guide. Any information or opinions are provided as at the date of the user guide and are subject to change without notice at any time. This user guide is intended solely for use by the recipient to whom it is made available by the relevant issuing HSBC Group member. It should not be photocopied, reproduced, distributed or disclosed in whole or in part to any other organisation or person without the prior written consent of HSBC or other relevant issuing HSBC Group member, each of which excludes any liability in connection with the user guide to the maximum extent permitted by law.

Disclosures

HSBC Bank plc is authorised by the Prudential Regulation Authority and regulated by the Financial Conduct Authority and the Prudential Regulation Authority. It is listed with the registration number 114216. HSBC Bank plc is a company incorporated under the laws of England and Wales with company registration number 14259 and its registered office at 8 Canada Square, London E14 5HQ. HSBC Bank plc's registered VAT Number is GB 365684514.

HSBC Continental Europe (HBCE) is a public limited company (a société anonyme) with registered office at 38 avenue Kleber 75116 Paris, registered with the Paris Trade and Companies Register under number 775 670 284. HBCE is authorised as credit institution and investment services provider by the Autorité de Contrôle Prudentiel et de Résolution (ACPR), regulated by the Autorité des Marchés Financiers and the ACPR, supervised by the European Central Bank as part of the Single Supervisory Mechanism.

Copyright: HSBC Bank plc 2025. ALL RIGHTS RESERVED.